

# Topics And Themes For Language PAL



- These are some ideas and topics you could discuss, feel free to add more to this.
- You will find some examples in here; you can use these for any language. I have just done some basic language translation!
- Remember to come into Peer Support to look at what other resources we have.
- We can print bits for you to use too!
- Have fun, be creative and enjoy!



# Resources from the Peer Support Office

Pop in to collect or Email us to reserve!



# Food




- Food is a great topic to get people talking!
- You could bring in local foods – remember to show allergy information.
- Why not pick foods found in cafes/restaurants or some of the favourite brands to discuss?
- Think about locations, or people you may meet there e.g. waiters/waitresses/friends.

# Example In German

## Use The Hook A Duck Resource

Each duck has a number.  
Match the number to a picture.  
Make a sentence with the picture!



Mein Lieblingsessen ist Burger mit Pommes!  
My favourite food is burger and fries!

# TV And Film

- You could discuss genres, locations, actors and directors.
- Why not include other topics like food you eat while watching a film or how many stars you would rate the film!



# Play The Jenga Game

Test your knowledge by playing Jenga and saying a word to do with tv or film every time you pull out a block!



# Sports

Running

Gold

Football

Rugby

Netball

Yoga

Cycling

Swimming

Martial Arts



# Example in Chinese Mandarin

Find or create an illustration that shows lots of different sports. Students need to match the activity to the written words (these could be handed out or written up on the board).

骑自行车 (cycling)



跑步 (running)

瑜珈 (yoga)

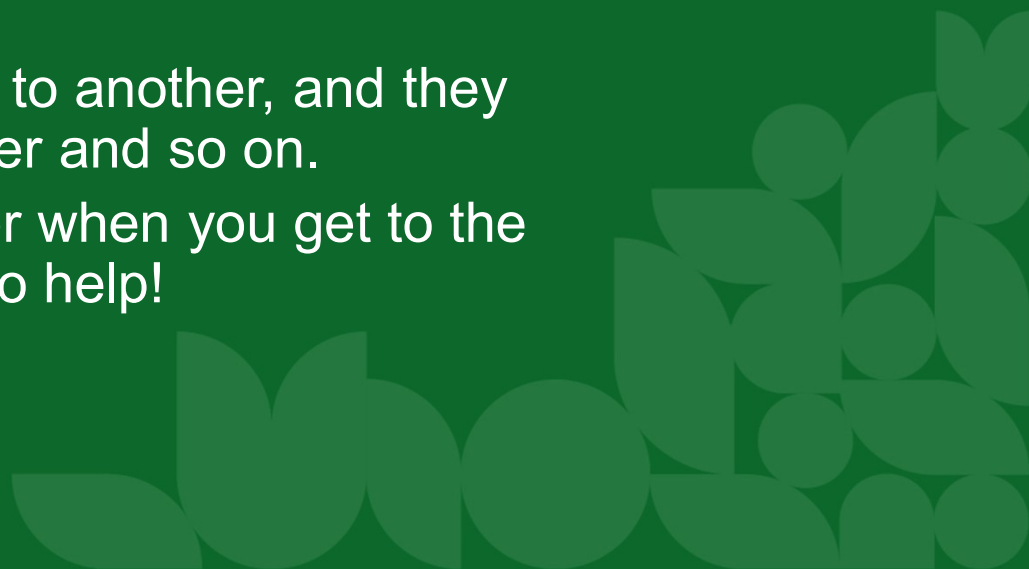
# Hobbies

- Sports
- Arts
- Music
- Fishing
- Cooking
- Gardening
- Reading
- Crafts
- Volunteering

# Example In Arabic

## Tennis Ball Throw

- Everyone stands in a circle.
- The player who starts says “I like to...” then says a hobby e.g. “*I like to go fishing*” - “ahab al-dhahab laseed”
- Then they throw the tennis ball to another student who says, “*I like to go fishing*” and adds their own one e.g. “*and I like to play golf*” “al-wahib laab al-jolf”
- The student then throws the tennis ball to another, and they repeat the first two and then add another and so on.
- Encourage the group to help each other when you get to the longer sentences, act out the hobbies to help!



# University

- Teachers
- Lessons
- Campus life
- Friends
- Societies
- Food / drink
- Buildings

# Collage Creation

- Create a collage about the university. You could cut out pictures from magazines or newspapers, maybe print out some pictures from the website or collect flyers for this session. Encourage groups to add own images and colour
- Do this in groups and practise words learnt when putting it together!





# Music

- You could think of different genres
- You could explore how to listen e.g. headphones, CD player, gig or concert!
- You could talk about playing music and instruments.
- Example sentence practising: “ I listen to Ed Sheeran on my phone, and I have been to a concert. I play guitar too!”

# Music Sharing

- Why not play some music from your country?
- Is there traditional music played at ceremonies?
- What is the music heritage?
- Or perhaps some more pop / rock style music?



# Colours

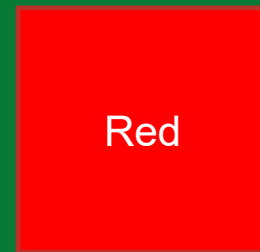
## Identify And Name Colours

- Red
- Yellow
- Pink
- Blue
- Purple
- Orange
- Green
- Brown
- Black



# Example in Spanish- Card Match

Use cards to practise the colours and names then mix them up and get students to match them





# Main Locations And Key Phrases

- Hospital
- Toilet
- Police
- Pharmacy
- Supermarket
- Park
- Beach
- Bank
- Restaurant

# Example in French Role Play Scenario

- Role play questions and answers, then come back as a group and as one pair speaks out a question the other group buzzes in to describe the sentence
- Where is the restaurant? *Où est le restaurant?*
- What time does it close? *À quelle heure ferme-t-il ?*
- The... is down the street *Le... est en bas de la rue*
- The... is on the left, past the... *Le... se trouve à gauche, au-delà de la...*
- The... is far away - you had better get a taxi! *Le... est loin - vous feriez mieux de prendre un taxi!*



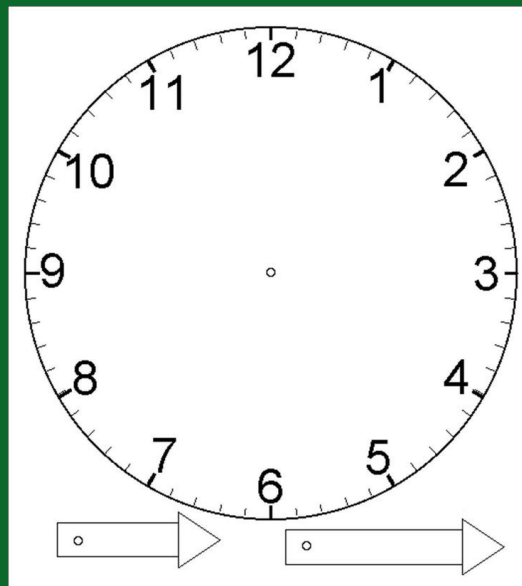
## Numbers And Telling The Time

- 1 2 3 4 5 6 7 8 9 10
  - 10+
  - 20 +
  - 30+
  - 40+
  - 50+
  - 60+
  - 70+
  - 80+
  - 90+
  - 100
- 
- It's five o'clock
  - It's quarter past five
  - It's half past five
  - It's quarter to six

# Moving Clocks Example

Cut out templates and attach the hands with a flat armed pin, allowing the hands to move.

Each student can move the clock arms to the time you say!





# Animals

- Whether it's your pet, your favourite exotic animal or a fire breathing dragon, the animal kingdom is a fantastic way to bring some fun into language!
- You could also include some other topics such as colours and numbers or sounds to build on the sentence structure e.g. “The campus has many ducks” or “There were four lions in the zoo”

# Example – Quiz

- Why not create a fun interactive quiz!
- You could use online quiz like kahoot or mentimeter
- You could create a written page quiz
- Picture rounds / sound rounds / general knowledge

The Kahoot! logo consists of the word "Kahoot!" in a white, bold, sans-serif font, centered within a solid purple rectangular background.The Mentimeter logo features a stylized bar chart icon with three bars in red, blue, and blue, followed by the word "Mentimeter" in a black, sans-serif font, all contained within a white rectangular background.